

*TUPPER LAKE CENTRAL SCHOOL DISTRICT*

# School Budget

TUPPER LAKE



LUMBERJACKS

*School Year*

*2020-2021*

# Table of Contents

---

Vision and Mission Statements	1
Letter from the BOE President	2
Three Part Component Budget	3
Property Tax Report Card	7
School Administrator Salary Disclosure Statement	10
Tax Exempt Properties by County	11
NYS School Report Card Fiscal Accountability Supplement	17
Tupper Lake CSD Sample Ballot	20
Tupper Lake Memorial Library Sample Ballot	21
Budget & Board Vote Information	22

# TUPPER LAKE CENTRAL SCHOOL DISTRICT

*...Where excellence is no accident*



## Vision

The Tupper Lake Central School District is in partnership with students' community and home to help each one achieve academic and personal excellence.

## Mission

It is the mission of this school district and this community to set high expectations for our youth and to provide a well-rounded educational program which will enable our graduates to be productive and successful in their personal and professional lives.

## Core Beliefs

- Students' best interests are at the core of everything we do
- A safe, positive, and caring environment fosters learning
- Teamwork helps everyone achieve their best
- The community and home are important partners to the school
- Everyone is a role-model for students
- Students are citizens of our community and leaders of tomorrow
- Character and values are an essential part of education

# TUPPER LAKE CENTRAL SCHOOL DISTRICT

...Where excellence is no accident



Tupper Lake, NY 12986  
www.tupperlakecsd.net

**District Offices**  
294 Hosley Avenue  
518-359-3371 ext. 1000  
518-359-7862 (fax)

**Middle/High School**  
25 Chaney Avenue  
518-359-3322 ext. 2000  
518-359-9636 (fax)

**LP Quinn Elementary School**  
294 Hosley Avenue  
518-359-2981 ext. 1004  
518-359-3415 (fax)

May 2020

Dear Members of the Tupper Lake Community,

Who would have ever imagined we would present the proposed Tupper Lake Central School District 2020-21 operating budget under the circumstances of today. The decrease speaks volumes about this historic time. And while overall spending is down, we have still managed to preserve all of the existing programs for students, and remain below the tax-cap.

We have never been challenged like this before to provide ongoing instruction to students, meals, and technology on a remote basis. With the assumption that we will be back to school in the fall, this budget represents the very best we can offer the children of Tupper Lake within the financial restraints of the tax-cap and state aide. We have struggled to balance the requirements of our schools with decreases in funding from New York State. But we believe, as I know you do, that our community's children deserve a quality school and opportunities for success.

The community of Tupper Lake proudly supports its youth and schools. We will always be partners in the academic and personal success of our students. On behalf of this community's school, we ask for your support again this year.

Sincerely,

Jane Whitmore, *School Board President*  
**Tupper Lake Central School District**

**Seth McGowan**  
Superintendent  
District Office

**Michele Pinard**  
Principal  
LP Quinn Elementary School

**Russell Bartlett**  
Principal  
Middle/High School

**Matthew Southwick**  
Special Programs Director  
Middle/High School

**Daniel Bower**  
Business Administrator  
District Office

## Three-Part Component Budget

	2019-20	2020-21	
<b>Administrative</b>	<b>\$ 1,586,745</b>	<b>\$ 1,563,956</b>	<b>\$ (22,789)</b>
<b>Board of Education</b>	<b>\$ 13,234</b>	<b>\$ 14,234</b>	<b>\$ 1,000</b>
1010-400 Board of Education Contractual	\$ 7,800	\$ 8,800	
1040-160 Salary District Clerk	\$ 4,434	\$ 4,434	
1060-400 District Meeting Contractual	\$ 1,000	\$ 1,000	
<b>Chief School Administration</b>	<b>\$ 178,317</b>	<b>\$ 181,964</b>	<b>\$ 3,647</b>
1240-150 Chief School Officer Salary	\$ 147,226	\$ 135,000	
1240-160 Chief School Officer Secretary Salary	\$ 28,357	\$ 38,964	
1240-400 Chief School Officer Contractual	\$ 1,734	\$ 7,000	
1240-450 Chief School Officer Supplies	\$ 1,000	\$ 1,000	
<b>Business Administration</b>	<b>\$ 399,318</b>	<b>\$ 397,763</b>	<b>\$ (1,555)</b>
1310-150 Business Office Professional Salaries	\$ 112,500	\$ 72,000	
1310-160 Account Clerk Salaries	\$ 101,431	\$ 119,040	
1310-400 Business Office Contractual	\$ 5,000	\$ 15,000	
1310-450 Business Office Supplies	\$ 2,000	\$ 8,000	
1310-490 Business Office BOCES Services	\$ 138,787	\$ 137,623	
1320-400 Auditor Contractual	\$ 20,000	\$ 20,000	
1330-400 Tax Collector Contractual	\$ 4,000	\$ 5,500	
1330-450 Tax Collector Supplies	\$ 600	\$ 600	
1380-400 Fiscal Agent Fees	\$ 15,000	\$ 20,000	
<b>Fiscal &amp; Legal</b>	<b>\$ 36,149</b>	<b>\$ 20,689</b>	<b>\$ (15,460)</b>
1420-400 Legal Expenses	\$ 10,000	\$ 10,000	
1430-490 BOCES Employee Relations	\$ 21,149	\$ 5,689	
1480-400 Public Information & Services	\$ 5,000	\$ 5,000	
<b>Professional Instruction &amp; Supervision</b>	<b>\$ 959,727</b>	<b>\$ 949,306</b>	<b>\$ (10,421)</b>
2020-150 Supervision Salaries	\$ 270,018	\$ 271,915	
2020-160 Supervision Secretarial Salaries	\$ 139,668	\$ 122,349	
2020-400 Supervision Contractual	\$ 2,000	\$ 2,000	
2020-450 Supervision Supplies	\$ 1,000	\$ 1,000	
2060-450 Research and Planning Supplies	\$ 500	\$ 500	
2070-150 Inservice Salaries	\$ 3,000	\$ 3,000	
2070-400 Inservice Contractual	\$ 2,000	\$ 2,000	
2070-490 BOCES Inservice	\$ 50,314	\$ 51,792	
9080-000 Employee Benefits	\$ 491,227	\$ 494,750	

### Three-Part Component Budget

Program	2019-20	2020-21	
	\$ 13,797,311	\$ 13,749,965	
<b>Teaching Regular School</b>	<b>\$ 5,105,833</b>	<b>\$ 5,070,563</b>	<b>\$ (35,270)</b>
2110-120 Salaries K-6	\$ 2,040,384	\$ 2,009,273	
2110-130 Salaries 7-12	\$ 1,749,692	\$ 1,761,385	
2110-140 Salaries Substitute Teachers	\$ 117,499	\$ 160,000	
2110-160 Salaries Non-Instructional	\$ -	\$ -	
2110-200 Teaching Equipment	\$ 4,673	\$ 4,673	
2110-400 Teaching Contractual	\$ 33,505	\$ 185,007	
2110-450 Teaching Supplies	\$ 112,770	\$ 112,770	
2110-470 Tuition	\$ 25,000	\$ 25,000	
2110-480 Textbooks	\$ 30,000	\$ 30,000	
2110-490 BOCES Instructional Services	\$ 992,310	\$ 782,455	
<b>Teaching - Special Programs &amp; SWD</b>	<b>\$ 2,652,840</b>	<b>\$ 2,585,947</b>	<b>\$ (66,893)</b>
2250-150 HDC Salaries Instructional	\$ 1,270,645	\$ 1,258,063	
2250-160 HDC Salaries Non-Instructional	\$ 437,250	\$ 361,299	
2250-200 HDC Equipment	\$ 4,500	\$ 4,500	
2250-400 HDC Contractual	\$ 94,000	\$ 94,000	
2250-450 HDC Supplies	\$ 10,000	\$ 10,000	
2250-472 HDC Tuition All Other	\$ 75,000	\$ 75,000	
2250-480 HDC Textbooks	\$ 3,000	\$ 3,000	
2250-490 HDC Salaries Instructional	\$ 23,149	\$ 23,854	
2280-490 BOCES CTE	\$ 735,296	\$ 756,231	
<b>Special Schools</b>	<b>\$ 276</b>	<b>\$ 276</b>	<b>\$ -</b>
2330-450 Special Schools Supplies	\$ 276	\$ 276	
<b>School Library &amp; Media Instruction</b>	<b>\$ 209,239</b>	<b>\$ 219,901</b>	<b>\$ 10,662</b>
2610-150 Library Salaries	\$ 111,382	\$ 114,420	
2610-160 Library Salaries Non-Instructional	\$ -	\$ -	
2610-400 Library Contractual	\$ 1,500	\$ 1,500	
2610-450 Library Supplies	\$ 5,000	\$ 5,000	
2610-460 Library& A/V Loan	\$ 5,106	\$ 5,106	
2610-490 BOCES Library Media Services	\$ 43,946	\$ 51,570	
2630-220 State Aided Computer Hardware	\$ 10,000	\$ 10,000	
2630-400 Computer Hardware Repair Reserve	\$ 7,000	\$ 7,000	
2630-450 Computer Assisted Instructional Supp.	\$ 10,305	\$ 10,305	
2630-460 State Aided Computer Software	\$ 15,000	\$ 15,000	

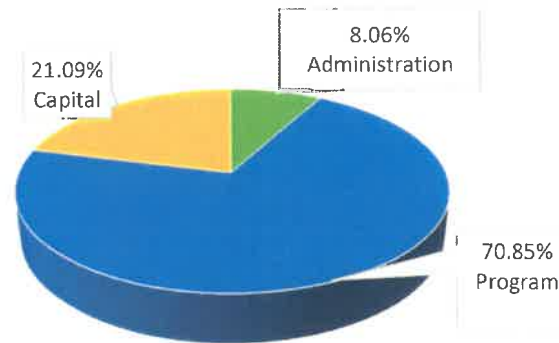
## Three-Part Component Budget

	<u>2019-20</u>	<u>2020-21</u>	
<b>Program (Continued)</b>			
<b>School Guidance, Health, Social Services</b>	<b>\$ 757,021</b>	<b>\$ 796,971</b>	<b>\$ 39,950</b>
2810-150 Guidance Salaries	\$ 325,837	\$ 335,856	
2810-160 Guidance Secretary	\$ 38,805	\$ 40,939	
2810-400 Guidance Contractual	\$ 6,000	\$ 6,000	
2810-450 Guidance Supplies	\$ 5,000	\$ 5,000	
2815-160 Health Services Salaries	\$ 79,862	\$ 82,297	
2815-200 Health Services Equipment	\$ 500	\$ 500	
2815-400 Health Services Contractual	\$ 15,000	\$ 15,000	
2815-450 Health Services Supplies	\$ 1,000	\$ 1,000	
2825-400 Social Work Services	\$ 25,000	\$ 25,000	
2850-150 Advisor Salaries	\$ 49,877	\$ 49,877	
2850-450 Cocurricular Supplies	\$ -	\$ -	
2855-150 Athletic Salaries	\$ 111,281	\$ 111,281	
2855-160 Civic Center Salaries	\$ 34,638	\$ 60,000	
2855-200 Athletic Equipment	\$ 3,000	\$ 3,000	
2855-400 Athletic Contractual	\$ 50,571	\$ 50,571	
2855-450 Athletic Supplies	\$ 10,650	\$ 10,650	
<b>School Transportation</b>	<b>\$ 662,461</b>	<b>\$ 685,401</b>	<b>\$ 22,940</b>
5510-150 Transportation Salaries	\$ 468,700	\$ 491,545	
5510-200 Transportation Equipment	\$ 3,000	\$ 3,000	
5510-400 Transportation Contractual	\$ 62,808	\$ 62,808	
5510-450 Transportation Supplies	\$ 104,218	\$ 104,218	
5510-490 BOCES Transportation Services	\$ 3,195	\$ 3,290	
5530-200 Garage Equipment	\$ 228	\$ 228	
5530-400 Garage Contractual	\$ 18,107	\$ 18,107	
5530-450 Garage Supplies	\$ 2,205	\$ 2,205	
<b>Benefits</b>	<b>\$ 4,359,641</b>	<b>\$ 4,390,906</b>	<b>\$ 31,265</b>
9080-800 Employee Benefits	\$ 4,359,641	\$ 4,390,906	
<b>Interfund Transfer</b>	<b>\$ 50,000</b>	<b>\$ -</b>	<b>\$ (50,000)</b>
9901-930 Transfer to Food Service	\$ 50,000	\$ -	

## Three-Part Component Budget

	2019-20	2020-21	
<b>Capital</b>	<b>\$ 4,048,389</b>	<b>\$ 4,092,031</b>	
<b>Operations &amp; Maintenance</b>	<b>\$ 1,050,463</b>	<b>\$ 1,065,064</b>	<b>\$ 14,601</b>
1620-160 Custodian Salaries	\$ 170,367	\$ 175,345	
1620-200 Operations Equipment	\$ 7,000	\$ 7,000	
1620-400 Operations Contractual	\$ 403,201	\$ 403,201	
1620-450 Operations Supplies	\$ 1,000	\$ 1,000	
1621-160 Maintenance Salaries	\$ 260,807	\$ 269,722	
1621-200 Maintenance Equipment	\$ 8,000	\$ 8,000	
1621-400 Maintenance Contractual	\$ 86,000	\$ 86,000	
1621-450 Maintenance Supplies	\$ 90,500	\$ 90,500	
1621-490 BOCES Technology Services	\$ 23,588	\$ 24,296	
<b>Specialty Items</b>	<b>\$ 294,702</b>	<b>\$ 298,341</b>	<b>\$ 3,639</b>
1910-400 Unallocated Insurance	\$ 60,882	\$ 60,882	
1964-400 Refund Real Property	\$ 10,000	\$ 1,000	
1981-490 BOCES Capital & Central Admin.	\$ 223,820	\$ 236,459	
<b>Benefits</b>	<b>\$ 1,289,471</b>	<b>\$ 1,298,719</b>	<b>\$ 9,247</b>
9080-800 Employee Benefits	\$ 1,289,471	\$ 1,298,719	
<b>Debt Service</b>	<b>\$ 1,313,753</b>	<b>\$ 1,429,907</b>	<b>\$ 116,154</b>
9711-600 Bond Principal Repayment	\$ 971,906	\$ 1,078,785	
9711-700 Bond Interest Repayment	\$ 336,847	\$ 343,122	
9770-700 RANS Interest	\$ 5,000	\$ 8,000	
<b>Interfund Transfer</b>	<b>\$ 100,000</b>	<b>\$ -</b>	<b>\$ (100,000)</b>
9901-940 Transfer for Capital Outlay Project	\$ 100,000	\$ -	
	<b>\$ 19,432,445</b>	<b>\$ 19,405,951</b>	<b>\$ (26,494)</b>

### Three-Part Percentages





**Property Tax Report Card**  
**160101 - TUPPER LAKE CSD**

**2019-2020 - Page 1**  
**Official - as of 05/28/2020 12:09 PM**

\*\*\*\*Please use Chrome or Firefox browsers when entering the Business Portal to complete the PTRC. Internet Explorer is NOT recommended.\*\*\*\*

Note: Some data elements of the Property Tax Report Card have been revised or renamed to more closely follow the Property Tax Cap calculations districts complete on the Office of the State Comptroller website. Please see the Help text above for definitions. Additional guidance on the Property Tax Levy Limit is available on the Office of Educational Management Services website:  
<http://www.p12.nysed.gov/mgt/serv/propertytax/taxcap/>.

Please also submit an electronic version (PDF or Word) of your school district's 2020-21 Budget Notice to: emscmgts@nysed.gov. This will enable us to help correct any formula or data entry discrepancy quickly.

**Notice: The Enacted Budget allows school districts to establish a reserve fund for NYS Teachers' Retirement System Contributions, effective immediately. This reserve, if applicable, should be reported in the Schedule of Reserves under 'Other Reserve' and with a description that says: "To fund employer retirement contributions to the New York State Teachers' Retirement System (TRS.)"**

**Form Due - April 27, 2020**

Form Preparer Name: DANIEL BOWER  
 Preparer's Telephone Number: 518-359-3371

<u>Shaded Fields Will Calculate</u>	Budgeted 2019-20 (A)	Proposed Budget 2020-21 (B)	Percent Change (C)
Total Budgeted Amount, not including Separate Propositions	19,432,445	19,405,951	-0.14 %
A. Proposed Tax Levy to Support the Total Budgeted Amount <sup>1</sup>	8,617,707	8,889,850	
B. Tax Levy to Support Library Debt, if Applicable			
C. Tax Levy for Non-Excludable Propositions, if Applicable <sup>2</sup>			
D. Total Tax Cap Reserve Amount Used to Reduce Current Year Levy, if Applicable			
E. Total Proposed School Year Tax Levy (A+B+C-D)	8,617,707	8,889,850	3.16 %
F. Permissible Exclusions to the School Tax Levy Limit	509,620	769,009	
G. School Tax Levy Limit, <u>Excluding</u> Levy for Permissible Exclusions <sup>3</sup>	8,108,087	8,120,841	
H. Total Proposed Tax Levy for School Purposes, <u>Excluding</u> Permissible Exclusions and Levy for Library Debt, Plus Prior Year Tax Cap Reserve (E-B-F+D)	8,108,087	8,120,841	
I. Difference: (G-H);(negative value requires 60.0% voter approval) <sup>2</sup>	0	0	
Public School Enrollment	733	740	0.95 %
Consumer Price Index			1.81 %

<sup>1</sup> Include any prior year reserve for excess tax levy, including interest.

<sup>2</sup> Tax levy associated with educational or transportation services propositions are not eligible for exclusion under the School Tax Levy Limit and may affect voter approval requirements.

<sup>3</sup> For 2020-21, includes any carryover from 2019-20 and excludes any tax levy for library debt or prior year reserve for excess tax levy, including interest.

	Actual 2019-20 (D)	Estimated 2020-21 (E)
Adjusted Restricted Fund Balance	545,943	525,000
Assigned Appropriated Fund Balance	600,000	325,000
Adjusted Unrestricted Fund Balance	564,742	765,150
Adjusted Unrestricted Fund Balance as a Percent of the Total Budget	2.91 %	3.94 %

**Schedule of Reserve Funds**

Reserve Type	Reserve Name	Reserve Description *	3/31/20 Actual Balance	6/30/20 Estimated Ending Balance	Intended Use of the Reserve in the 2020-21 School Year (Limit 200 Characters)**
--------------	--------------	-----------------------	------------------------	----------------------------------	---

**Note: Be sure to click on the Save button at the bottom after each additional Reserve you add under Capital, Property Loss, Liability, or Other Reserve.**

Capital		For the cost of any object or purpose for which bonds may be issued.	<input type="text"/>	<input type="text"/>	
Repair		For the cost of repairs to capital improvements or equipment.	<input type="text"/>	<input type="text"/>	
Workers Compensation		For self-insured Workers Compensation and benefits.	<input type="text"/>	<input type="text"/>	
Unemployment Insurance	UNEMPLOYMENT INSURANCE	For reimbursement to the State Unemployment Insurance Fund.	2,893	2,893	Payment of COVID 19 related claims
Reserve for Tax Reduction		For the gradual use of the proceeds of the sale of school district real property.	<input type="text"/>	<input type="text"/>	
Mandatory Reserve for Debt Service		For proceeds from the sale of district capital assets or improvement, restricted to debt service.	<input type="text"/>	<input type="text"/>	
Insurance		For liability, casualty, and other types of uninsured losses.	<input type="text"/>	<input type="text"/>	
Property Loss <small>+ (add)</small>		To cover property loss.	<input type="text"/>	<input type="text"/>	
Liability		To cover incurred liability claims.	<input type="text"/>	<input type="text"/>	

Tax Certiorari	For tax certiorari settlements.		
----------------	---------------------------------	--	--

Reserve for Insurance Recoveries	For unexpended proceeds of insurance recoveries at fiscal year end.		
----------------------------------	---	--	--

Employee Benefit Accrued Liability	EBLAR For accrued 'employee benefits' due to employees upon termination of service.	487,675	469,175	Payment of current year retirement obligations
------------------------------------	--	---------	---------	--

Retirement Contribution	For employer retirement contributions to the State and Local Employees' Retirement System.		
-------------------------	--	--	--

Reserve for Uncollected Taxes	For unpaid taxes due certain city school districts not reimbursed by their city/county until the following fiscal year.		
-------------------------------	---	--	--

Single Other Reserve <small>+ (add)</small>			
--	--	--	--

**\* NYSED Reserve Guidance:**  
[http://www.p12.nysed.gov/mgtserv/accounting/docs/reserve\\_funds.pdf](http://www.p12.nysed.gov/mgtserv/accounting/docs/reserve_funds.pdf)

**OSC Reserve Guidance:**  
<http://osc.state.ny.us/localgov/pubs/listacctg.htm#reservefunds>



**\*\*Provide a brief, but specific, statement of the planned use and appropriation for the reserve in SY 2020-21. Mention any capital expenditures that will need to be voted upon in the upcoming Budget Vote.**

Save	Reset	Save & Ready
------	-------	--------------

Entity Name: TUPPER LAKE CSD

BEDS Code: 160101

Claim Year: 2019-2020 ▼ SET VALUES

Welcome DANIEL M BOWER (School Entity User)
CORE
05/28/2020 12:17 PM
Home | Issue Reporting | Help | Logout

Entity Info |
Forms |
Claim Verifications |
Activity Log |
Reports |

You Have Selected the 'Official' Data Area.

[Print Legacy](#) | [Print Form](#) | [Print Blank](#) | [Print Text Only](#)

District Name: TUPPER LAKE CSD  
 Contact Person: DANIEL BOWER

District Code: 160101  
 Telephone: (518) 359-3371  
 Tel Extension: 1006

Form Saved Successfully on 05/28/2020 12:17:44 PM

**School Administrator Salary Disclosure Form**

**Form Due May 11, 2020**

**2020-2021 Salary Threshold = \$141,000**

In response to legislative efforts to encourage greater cost sharing in service provision and local government administration, we now provide a section for districts that share administrative staff to highlight these efforts for the upcoming school year. Each sharing district should identify in the form the other district(s) with which they will be sharing administrative staff for school year 2020-2021.

If you will be sharing a Superintendent, list the other district (or districts) in the text box. If you will be sharing other administrative staff required to be reported, please send an email to [FMSCMGTS@nysed.gov](mailto:FMSCMGTS@nysed.gov) indicating the title of the staff persons(s) as well as the other district(s) involved in the cost-sharing.

The salaries, benefits and other compensation reported in the form should reflect only the financial support or commitment that your district will be making. They should not reflect the total amounts budgeted to be paid by all participating districts over the school year.

Report Estimated Salaries in the Budget for the 2020-2021 School Year

Sections 1608 and 1716 of the Education Law  
 (Please read the instructions and definitions before completing this form.)

Title	Salary	Employee Benefits	Other Remuneration
1. <input style="width: 90%;" type="text" value="Superintendent of Schools"/>	130,000	33,853	
Please list the district or districts with which you will be sharing a superintendent (if applicable):			
Associate, Assistant and Deputy Superintendents (Example Titles: Associate Superintendent for Instruction, Deputy Superintendent, Assistant Superintendent for Business, etc.)			
2. ASSISTANT SUPERINTENDENT FOR FINANCE	120,000	44,864	
3.			
4.			
5.			
6.			
7.			
8.			
9.			
10.			
11.			
12.			
13.			
14.			
15.			
16.			
17.			
18.			
19.			
20.			
21.			
22.			
23.			
24.			
25.			
26.			

School District - 162001 Tupper Lake Central

Exemption Code	Exemption Name	Statutory Authority	Number of Exemptions	Total Equalized Value of Exemptions	Percent of Value Exempted
12100	NYS - GENERALLY	RPTL 404(1)	6	472,063	0.26
13500	TOWN - GENERALLY	RPTL 406(1)	2	207,526	0.12
13650	VG - GENERALLY	RPTL 406(1)	16	6,152,139	3.41
13800	SCHOOL DISTRICT	RPTL 408	4	14,551,753	8.07
18040	URBAN REN: OWNER-MUNICIPALITY	GEN MUNY 506	1	3,173,711	1.76
21600	RES OF CLERGY - RELIG CORP OWN	RPTL 462	1	129,794	0.07
25110	NONPROF CORP - RELIG/CONST PRO	RPTL 420-a	6	1,981,855	1.10
25120	NONPROF CORP - EDUC/CONST PRO	RPTL 420-a	3	2,395,566	1.33
25130	NONPROF CORP - CHAR (CONST PRO	RPTL 420-a	1	269,897	0.15
25210	NONPROF CORP - HOSPITAL	RPTL 420-a	1	1,955,361	1.08
25230	NONPROF CORP - MORAL/MENTAL IM	RPTL 420-a	5	869,279	0.48
26100	VETERANS ORGANIZATION	RPTL 452	3	147,939	0.08
27350	PRIVATELY OWNED CEMETERY LAND	RPTL 446	1	722	0.00
28550	NOT-FOR-PROFIT HOUS CO-SR CITS	RPTL 422	1	178,351	0.10
41125	ALT VET EX-WAR PERIOD-NON-COMB	RPTL 458-a	44	590,352	0.33
41135	ALT VET EX-WAR PERIOD-COMBAT	RPTL 458-a	51	1,135,411	0.63
41145	ALT VET EX-WAR PERIOD-DISABILI	RPTL 458-a	28	627,247	0.35
41804	PERSONS AGE 65 OR OVER	RPTL 467	40	1,119,400	0.62
41834	ENHANCED STAR	RPTL 425	216	12,973,849	7.20
41854	BASIC STAR 1999-2000	RPTL 425	483	14,878,326	8.25
47610	BUSINESS INVESTMENT PROPERTY P	RPTL 485-b	2	341,289	0.19
48660	HOUSING DEVELOPMENT FUND CO	P H F I L 577,654-a	1	686,804	0.38

Equalized Total Assessed Value 618,597,827

School District - 162001 Tupper Lake Central

Exemption Code	Exemption Name	Statutory Authority	Number of Exemptions	Total Equalized Value of Exemptions	Percent of Value Exempted
50006	SYSTEM CODE	STATUTORY AUTH NOT DEFINED	2	0	0.00
<b>Total Exemptions Exclusive of System Exemptions:</b>				190,874,257	30.86
<b>Total System Exemptions:</b>				336,237	0.05
<b>Totals:</b>				191,210,494	30.91

Values have been equalized using the Uniform Percentage of Value. The Exempt amounts do not take into consideration, payments in lieu of taxes or other payments for municipal services.

Amount, if any, attributable to payments in lieu of taxes: \_\_\_\_\_

Equalized Total Assessed Value 438,358,510

School District - 162001 Tupper Lake Central

Exemption Code	Exemption Name	Statutory Authority	Number of Exemptions	Total Equalized Value of Exemptions	Percent of Value Exempted
12100	NYS - GENERALLY	RPTL 404(1)	2	57,927,526	13.21
13100	CO - GENERALLY	RPTL 406(1)	2	330,309	0.08
13500	TOWN - GENERALLY	RPTL 406(1)	13	2,965,155	0.68
13650	VG - GENERALLY	RPTL 406(1)	2	177,836	0.04
18020	MUNICIPAL INDUSTRIAL DEV AGENC	RPTL 412-a	1	8,763	0.00
25110	NONPROF CORP - RELIG(CONST PRO	RPTL 420-a	3	352,990	0.08
25120	NONPROF CORP - EDUCL(CONST PRO	RPTL 420-a	3	18,600,103	4.24
25130	NONPROF CORP - CHAR (CONST PRO	RPTL 420-a	5	2,926,702	0.67
25210	NONPROF CORP - HOSPITAL	RPTL 420-a	1	3,630,825	0.83
25230	NONPROF CORP - MORAL/MENTAL IM	RPTL 420-a	3	1,433,505	0.33
25300	NONPROF CORP - SPECIFIED USES	RPTL 420-b	1	66,907	0.02
27350	PRIVATELY OWNED CEMETERY LAND	RPTL 446	5	142,166	0.03
28540	NOT-FOR-PROFIT HOUS CO - HOSTE	RPTL 422	6	1,043,711	0.24
41125	ALT VET EX-WAR PERIOD-NON-COMB	RPTL 458-a	37	847,561	0.19
41135	ALT VET EX-WAR PERIOD-COMBAT	RPTL 458-a	35	1,419,410	0.32
41145	ALT VET EX-WAR PERIOD-DISABILI	RPTL 458-a	22	945,559	0.22
41804	PERSONS AGE 65 OR OVER	RPTL 467	22	1,320,072	0.30
41834	ENHANCED STAR	RPTL 425	148	10,150,612	2.32
41854	BASIC STAR 1998-2000	RPTL 425	333	10,299,024	2.35
47450	FOREST/REF LAND - FISHER ACT	RPTL 480	10	4,183,400	0.95
47460	FOREST LAND CERTD AFTER 8/74	RPTL 480-a	10	6,966,271	1.59
50005	SYSTEM CODE	STATUTORY AUTH NOT DEFINED	2	336,237	0.08

Equalized Total Assessed Value 180,239,316

School District - 162001 Tupper Lake Central

Exemption Code	Exemption Name	Statutory Authority	Number of Exemptions	Total Equalized Value of Exemptions	Percent of Value Exempted
48670	REDEVELOPMENT HOUSING CO	P H F I L 125 & 127	1	297,216	0.16
Total Exemptions Exclusive of System Exemptions:				65,135,850	36.14
Total System Exemptions:				0	0.00
Totals:				65,135,850	36.14

Values have been equalized using the Uniform Percentage of Value. The Exempt amounts do not take into consideration, payments in lieu of taxes or other payments for municipal services.

Amount, if any, attributable to payments in lieu of taxes: \_\_\_\_\_



Equalized Total Assessed Value 438,358,510

School District - 162001 Tupper Lake Central

Exemption Code	Exemption Name	Statutory Authority	Number of Exemptions	Total Equalized Value of Exemptions	Percent of Value Exempted
50006	SYSTEM CODE	STATUTORY AUTH NOT DEFINED	2	0	0.00
<b>Total Exemptions Exclusive of System Exemptions:</b>				125,738,407	28.68
<b>Total System Exemptions:</b>				336,237	0.08
<b>Totals:</b>				126,074,644	28.76

Values have been equalized using the Uniform Percentage of Value. The Exempt amounts do not take into consideration, payments in lieu of taxes or other payments for municipal services.

Amount, if any, attributable to payments in lieu of taxes: \_\_\_\_\_

Equalized Total Assessed Value 172,668,100

School District - 162001 Tupper Lake

Exemption Code	Exemption Name	Statutory Authority	Number of Exemptions	Total Equalized Value of Exemptions	Percent of Value Exempted
12100	NYS - GENERALLY	RPTL 404(1)	2	70,900	0.04
12360	NYS ENVIRON'L FACILITIES CORP	RPTL 412	1	1,100,000	0.64
13500	TOWN - GENERALLY	RPTL 406(1)	8	469,000	0.27
21600	RES OF CLERGY - RELIG CORP OWN	RPTL 462	1	16,500	0.01
25110	NONPROF CORP - RELIG/CONST PRO	RPTL 420-a	1	106,000	0.06
25230	NONPROF CORP - MORAL/MENTAL IM	RPTL 420-a	1	1,024,100	0.59
25300	NONPROF CORP - SPECIFIED USES	RPTL 420-b	7	6,201,985	3.59
27350	PRIVATELY OWNED CEMETERY LAND	RPTL 446	2	11,100	0.01
41125	ALT VET EX-WAR PERIOD-NON-COMB	RPTL 458-a	6	90,045	0.05
41135	ALT VET EX-WAR PERIOD-COMBAT	RPTL 458-a	4	105,050	0.06
41804	PERSONS AGE 65 OR OVER	RPTL 467	4	74,588	0.04
41834	ENHANCED STAR	RPTL 425	33	1,887,417	1.09
41854	BASIC STAR 1999-2000	RPTL 425	56	1,680,000	0.97
47100	Mass Telecomm Ceiling	RPTL S499-qqqq	1	19,902	0.01
47450	FOREST/REF LAND - FISHER ACT	RPTL 480	41	3,393,133	1.97
47460	FOREST LAND CERTD AFTER 8/74	RPTL 480-a	26	3,952,968	2.29
50005	SYSTEM CODE	STATUTORY AUTH NOT DEFINED	1	0	0.00
<b>Total Exemptions Exclusive of System Exemptions:</b>				<b>20,202,688</b>	<b>11.70</b>
<b>Total System Exemptions:</b>				<b>0</b>	<b>0.00</b>
<b>Totals:</b>				<b>20,202,688</b>	<b>11.70</b>

Values have been equalized using the Uniform Percentage of Value. The Exempt amounts do not take into consideration, payments in lieu of taxes or other payments for municipal services.

Amount, if any, attributable to payments in lieu of taxes: \_\_\_\_\_

# FISCAL ACCOUNTABILITY SUMMARY (2018 - 19)

## INFORMATION ABOUT EXPENDITURE RATIOS (2017 - 18)

(Data are lagged a year.)

Commissioner's Regulations require that certain expenditure ratios for general-education and special-education students be reported and compared with ratios for similar districts and all public schools. The required ratios for this district are reported below.

The numbers used to compute the statistics on this page were collected on the State Aid Form A, the State Aid Form F, the School District Annual Financial Report (ST-3), and from the Student Information Repository System (SIRS).

### THIS SCHOOL DISTRICT

#### GENERAL EDUCATION

##### INSTRUCTIONAL EXPENDITURES



**\$8,986,277**

##### PUPILS



**749**

##### EXPENDITURES PER PUPIL



**\$11,998**

#### SPECIAL EDUCATION

##### INSTRUCTIONAL EXPENDITURES



**\$3,767,938**

##### PUPILS



**105**

##### EXPENDITURES PER PUPIL



**\$35,885**

<https://data.nysed.gov/fiscal.php?year=2019&instid=800000051805>

17

5/26/2020

2019 | TUPPER LAKE CSD - Fiscal Summary | NYSED Data Site

### SIMILAR DISTRICT GROUP AVERAGE NEED/RESOURCE CAPACITY

#### GENERAL EDUCATION

##### INSTRUCTIONAL EXPENDITURES



**\$8,760,789,980**

##### PUPILS



**735,579**

##### EXPENDITURES PER PUPIL



**\$11,910**

#### SPECIAL EDUCATION

##### INSTRUCTIONAL EXPENDITURES



**\$3,724,876,702**

##### PUPILS



**113,376**

##### EXPENDITURES PER PUPIL



**\$32,854**

<https://data.nysed.gov/fiscal.php?year=2019&instid=800000051805>

27

**ALL SCHOOL DISTRICTS****GENERAL EDUCATION****INSTRUCTIONAL EXPENDITURES****\$35,199,223,413****PUPILS****2,632,781****EXPENDITURES PER PUPIL****\$13,370****SPECIAL EDUCATION****INSTRUCTIONAL EXPENDITURES****\$15,660,696,162****PUPILS****485,151****EXPENDITURES PER PUPIL****\$32,280**

Instructional Expenditures for General Education are K-12 expenditures for classroom instruction (excluding Special Education) plus a proration of building level administrative and instructional support expenditures. These expenditures include amounts for instruction of students with disabilities in a general-education setting. District expenditures, such as transportation, debt service and district-wide administration are not included.

The pupil count for General Education is K-12 average daily membership plus K-12 pupils for whom the district pays tuition to another school district. This number represents all pupils, including those classified as having disabilities and those not classified, excluding only students with disabilities placed out of district. Pupils resident in the district but attending a charter school are included. For districts in which a county jail is located, this number includes incarcerated youth to whom the district must provide an education program.

<https://data.nysed.gov/fiscal.php?year=2019&instid=800000051805>

3/7

5/26/2020

2019 | TUPPER LAKE CSD - Fiscal Summary | NYSED Data Site

Instructional Expenditures for Special Education are K-12 expenditures for students with disabilities (including summer special education expenditures) plus a proration of building-level administrative and instructional support expenditures. District expenditures, such as transportation, debt service and district-wide administration are not included.

The pupil count for Special Education is a count of K-12 students with disabilities for the school year plus students for whom the district receives tuition from another district plus students for whom the district pays tuition to another district. Students attending the State schools at Rome and Batavia, private placements and out-of-state placements are included.

Instructional Expenditures Per Pupil is the simple arithmetic ratio of Instructional Expenditures to Pupils. The total cost of instruction for students with disabilities may include both general- and special-education expenditures. Special-education services provided in the general-education classroom may benefit students not classified as having disabilities.

**TOTAL EXPENDITURES PER PUPIL****THIS SCHOOL DISTRICT****\$22,466****SIMILAR DISTRICT GROUP****\$23,507****NY STATE****\$25,845**

Total Expenditures Per Pupil is the simple arithmetic ratio of Total Expenditures to Pupils. Total Expenditures include district expenditures for classroom instruction, as well as expenditures for transportation, debt service, community service and district-wide administration that are not included in the Instructional Expenditure values for General Education and Special Education. As such, the sum of General Education and Special Education Instructional Expenditures does not equal the Total Expenditures.

<https://data.nysed.gov/fiscal.php?year=2019&instid=800000051805>

4/7

## INFORMATION ABOUT STUDENTS WITH DISABILITIES (2018 - 19)

Commissioner's Regulations require reporting students with disabilities by the percent of time they are in general education classrooms and the classification rate of students with disabilities. These data are to be compared with percentages for similar districts and all public schools. The required percentages for this district are reported below.

### STUDENT PLACEMENT (PERCENT OF TIME INSIDE REGULAR CLASSROOM)

THIS SCHOOL DISTRICT	SIMILAR DISTRICT GROUP	NY STATE
<b>80% OR MORE</b> ▼ 77      74.8%	<b>AVERAGE NEED/RESOURCE CAPACITY</b> 80% OR MORE ▼ 57.7%	<b>80% OR MORE</b> ▼ 58.7%
<b>40% - 79%</b> ▼ 22      21.4%	<b>40% - 79%</b> ▼ 18.7%	<b>40% - 79%</b> ▼ 11.5%
<b>LESS THAN 40%</b> ▼ 4      3.9%	<b>LESS THAN 40%</b> ▼ 16.1%	<b>LESS THAN 40%</b> ▼ 19.0%
<b>SEPARATE SETTINGS</b> ▼ 0      0.0%	<b>SEPARATE SETTINGS</b> ▼	<b>SEPARATE SETTINGS</b> ▼

<https://data.nysed.gov/fiscal.php?year=2019&instid=800000051805>

5/7

<b>OTHER SETTINGS</b> ▼ 0      0.0%	4.7% <b>OTHER SETTINGS</b> ▼ 2.8%	5.3% <b>OTHER SETTINGS</b> ▼ 5.6%
---	--	--

The source data for the statistics in this table were reported through the Student Information Repository System (SIRS) and verified in Verification Report 5. The counts are numbers of students reported in the least restrictive environment categories for school-age programs (ages 6-21) on BEDS Day, which is the first Wednesday of the reporting year. The percentages represent the amount of time students with disabilities are in general-education classrooms, regardless of the amount and cost of special-education services they receive. Rounding of percentage values may cause them to sum to a number slightly different from 100%.

### SCHOOL-AGE STUDENTS WITH DISABILITIES CLASSIFICATION RATE

THIS SCHOOL DISTRICT	SIMILAR DISTRICT GROUP	NY STATE
▼ <b>14.8%</b>	▼ <b>13.4%</b>	▼ <b>14.7%</b>

This rate is a ratio of the count of school-age students with disabilities (ages 4-21) to the total enrollment of all school-age students in the school district, including students who are parentally placed in nonpublic schools located in the school district. The numerator includes all school-age students for whom a district has Committee on Special Education (CSE) responsibility to ensure the provision of special-education services. The denominator includes all school-age students who reside in the district. In the case of parentally placed students in nonpublic schools, it includes the number of students who attend the nonpublic schools located in the school district. Source data are drawn from the SIRS and from the Basic Education Data System (BEDS).

Similar District Groups are identified according to the Need-to-Resource-Capacity Index. More information is available on our NRC capacity categories page.

**OFFICIAL BALLOT, ABSENTEE VOTERS  
TUPPER LAKE CENTRAL SCHOOL DISTRICT  
"BUDGET VOTE & ELECTION"**

June 9, 2020

*SAMPLE*  
**VOID**

**INSTRUCTIONS:**

1. Mark in pen using blue or black ink or with pencil having black lead.
2. Any other mark or erasure on this ballot is unlawful.

ANNUAL BUDGET	PROPOSITION 1
<p><b>RESOLVED</b>, that the Board of Education of the Tupper Lake Central School District is hereby authorized to undertake the acquisition of one 60-passenger school bus at an estimated maximum cost of \$132,000, one 48-passenger school bus with wheelchair accessibility at an estimated maximum cost of \$151,000, and one lawnmower at an estimated maximum cost of \$30,000, all at an estimated maximum aggregate cost of \$313,000, less trade-in value, if any, and that such costs, or so much thereof as may be necessary, shall be raised by the levy of a tax to be collected in annual installments; and, in anticipation of such tax, debt obligations of the School District as may be necessary not to exceed \$313,000 shall be issued, or the School District may enter into an installment purchase contract if the Board of Education determines that it is in the best interest of the School District to finance the purchase in that method.</p>	<p><b>RESOLVED</b>, that the Board of Education of the Tupper Lake Central School District is hereby authorized to undertake the acquisition of one 60-passenger school bus at an estimated maximum cost of \$132,000, one 48-passenger school bus with wheelchair accessibility at an estimated maximum cost of \$151,000, and one lawnmower at an estimated maximum cost of \$30,000, all at an estimated maximum aggregate cost of \$313,000, less trade-in value, if any, and that such costs, or so much thereof as may be necessary, shall be raised by the levy of a tax to be collected in annual installments; and, in anticipation of such tax, debt obligations of the School District as may be necessary not to exceed \$313,000 shall be issued, or the School District may enter into an installment purchase contract if the Board of Education determines that it is in the best interest of the School District to finance the purchase in that method.</p>
<p>YES <input type="radio"/> NO <input type="radio"/></p>	<p>YES <input type="radio"/> NO <input type="radio"/></p>

BOARD OF EDUCATION CANDIDATES	
Vote for three	
Wayne Davison <input type="radio"/>	Jason Rolley <input type="radio"/>
Dawn Hughes <input type="radio"/>	Write-in
Write-in	Write-in

**OFFICIAL BALLOT, ABSENTEE VOTERS  
TUPPER LAKE CENTRAL SCHOOL DISTRICT  
"LIBRARY VOTE & ELECTION"  
June 9, 2020**

*Erin*  
**VOID**

**INSTRUCTIONS:**

1. Mark in pen using blue or black ink or with a pencil having black lead.
2. Any other mark or erasure on this ballot is unlawful.

**PUBLIC LIBRARY BUDGET**

Shall the annual School District Public Library budget, in the amount of \$256,938 for the fiscal year beginning July 1, 2020 and ending June 30, 2021 as prepared by the Library Board of Trustees and filed in the office of the School District Clerk be adopted; and, shall the Board of Education of the Tupper Lake Central School District be authorized to levy a tax, for expenditure by the Public Library Board, in the sum of \$236,891 for such services.

YES      NO  
     

<b>BOARD MEMBER CANDIDATES</b>	
<b>Vote for one</b>	
Richard Wilburn	<input type="radio"/>
Write-in	

## **ABSENTEE VOTING**

- **ON "SIDE 1" OF THE BALLOT:**
  - Check one (1) box only: Either Yes or No on the proposed 2020-21 Tupper Lake CSD budget.
  - Check one (1) box only: Either Yes or No on Proposition 1
  - Check **up to** three (3) boxes for Board of Education candidates.
  
- **ON "SIDE 2" OF THE BALLOT:**
  - Check one (1) box only: Either Yes or No on the proposed 2020-21 Tupper Lake Memorial Library budget.
  - Check **up to** one (1) box for Tupper Lake Memorial Library Board candidate
  
- **PLACE COMPLETED BALLOT INSIDE OF POSTAGE PAID ENVELOPE AND SEAL**
  
- **READ AND SIGN AFFADAVIT ON REVERSE OF POSTAGE PAID AND SEALED ENVELOPE: Unsigned envelopes will not be opened.**
  
- **MAIL YOUR ABSENTEE BALLOT**

### **A person is eligible to vote if the person is:**

- ✓ A citizen of the United States;
  
- ✓ Eighteen years of age or older;
  
- ✓ A resident within the district for a period of thirty (30) days preceding the vote.